



COMMERCIAL HIGH PERFORMANCE 10

Ambient (Unheated) Air Curtain

Data Sheet

For Door Heights To 10' (environmental separation) and 8' (insect control)

STANDARD CONSTRUCTION

- 14" high x 13" deep
- 1/2 hp three speed motor(s)
- Factory installed fan speed switch
- White aluminum exterior cover (Optional: Custom Color or Stainless)
- Wall Mounting (Optional: Top)
- Optional: Filter (washable)
- Optional: Top Mounting Brackets

5 Year
Limited
Warranty



MODEL	Nozzle Width (in)	Max Vel. at Nozzle (fpm)	Avg. Outlet Vel. (fpm)	Air Volume (cfm)	Outlet Vel. Uniformity	Power Rating (kW)	Motor(s) @ hp	Net Wt. (lbs)
CHC10-1036A	36.00	5,917	2,071	1,812	72%	0.56	1 @ 1/2	50
CHC10-1042A	42.00	4,418	1,716	1,752	79%	0.57	1 @ 1/2	52
CHC10-1048A	48.00	3,815	1,613	1,882	55%	0.58	1 @ 1/2	53
CHC10-1060A	60.00	2,930	1,246	1,817	27%	0.59	1 @ 1/2	54
CHC10-2060A	60.00	3,963	1,869	2,726	74%	1.09	2 @ 1/2	70
CHC10-2072A	72.00	5,917	2,071	3,624	72%	1.12	2 @ 1/2	84
CHC10-2084A	87.00	4,418	1,657	3,504	79%	1.14	2 @ 1/2	104
CHC10-2096A	99.00	3,815	1,564	3,764	55%	1.17	2 @ 1/2	106
CHC10-3108A	114.00	5,917	1,962	5,436	72%	1.68	3 @ 1/2	150
CHC10-3120A	116.50	4,418	1,899	5,376	72%	1.69	3 @ 1/2	152

NOTE: Operation at 50 Hz will generate approximately a 17% reduction in air performance.
 Berner does not recommend CHC10-1060A, exist only as an equivalent to competitors' models.
 See sheet EP-114 for amp draws/total load requirements.

VELOCITY PROFILE: Model CHC10-1036A			
Distance from Nozzle (in)	40	60	80
Core Velocity (fpm)	2133	1533	1303

MODEL NUMBER CONFIGURATION

CHC10-1 036 A A-R-SS

Series	# of Motors	Opening Width	Heat	Voltage	Opt. Switch	Opt. Cabinet Finish
CHC10	1, 2	036" - 120"	A=Ambient	*A=120/1/60 B=208/1/60 J=240/1/60 Z=480/3/60 Q=600/3/60 V=220/1/50	Remote Switch	SS=Stainless Steel CC=Custom Color

*Suitable for 50hz

Sound level measured 10' (3m) from the unit in free field:

1 motor:	Low/Medium/High Speed:	64/65/66 dBA
2 motors 60":	Low/Medium/High Speed:	66/67/68 dBA
2 motors:	Low/Medium/High Speed:	67/68/69 dBA
3 motors:	Low/Medium/High Speed:	67/68/69 dBA

Berner reserves the right to alter specifications without prior notice.



COMMERCIAL HIGH PERFORMANCE 10

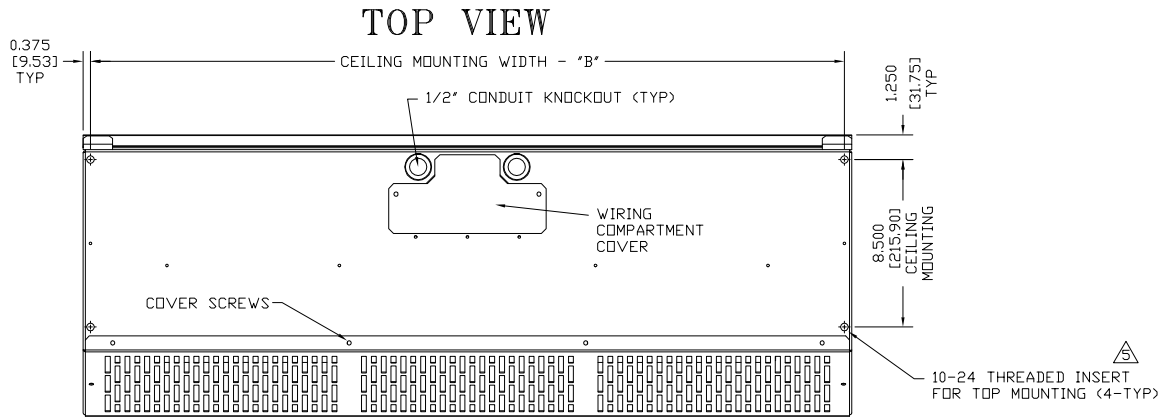
Ambient (Unheated) Air Curtain Electrical Performance Sheet

		120/1/60 (voltage code A) MOTOR AMP DRAW = 6.5 each		208/1/60 (voltage code B) or 220/1/50 (voltage code V) MOTOR AMP DRAW = 3.5 each		240/1/60 (voltage code J) MOTOR AMP DRAW = 3.5 each			
MODEL	# CKTS	AMPS PER CIRCUIT	BREAKER RATING PER CIRCUIT	# CKTS	AMPS PER CIRCUIT	BREAKER RATING PER CIRCUIT	# CKTS	AMPS PER CIRCUIT	BREAKER RATING PER CIRCUIT
CHC10-1036A CHC10-1042A CHC10-1048A CHC10-1060A	1	6.5	15	1	3.5	15	1	3.5	15
CHC10-2060A CHC10-2072A CHC10-2084A CHC10-2096A	1	13.0	20	1	7.0	15	1	7.0	15
CHC10-3108A CHC10-3120A	1	19.5	25	1	10.5	15	1	10.5	15

		480/3/60 (voltage code Z) MOTOR AMP DRAW = 1.4 each		600/3/60 (voltage code Q) MOTOR AMP DRAW = 1.0 each		
MODEL	# CKTS	AMPS PER CIRCUIT	BREAKER RATING PER CIRCUIT	# CKTS	AMPS PER CIRCUIT	BREAKER RATING PER CIRCUIT
CHC10-1036A CHC10-1042A CHC10-1048A CHC10-1060A	1	1.4	15	1	1.0	15
CHC10-2060A CHC10-2072A CHC10-2084A CHC10-2096A	1	2.8	15	1	2.0	15
CHC10-3108A CHC10-3120A	1	4.2	15	1	10.5	15

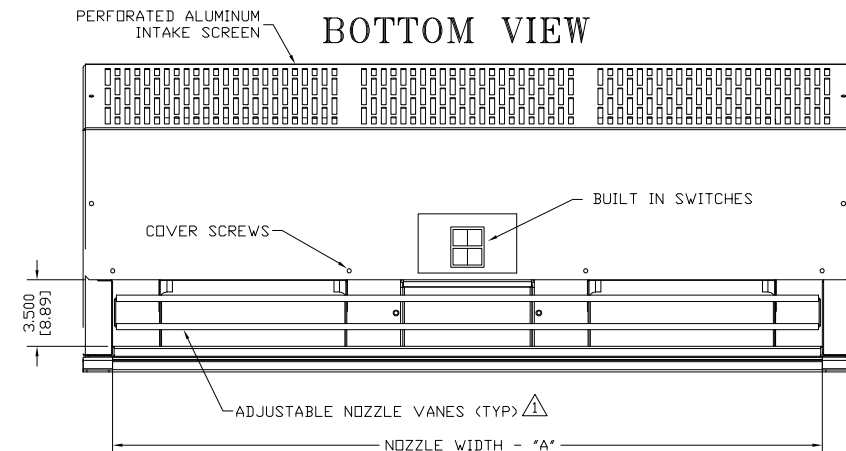
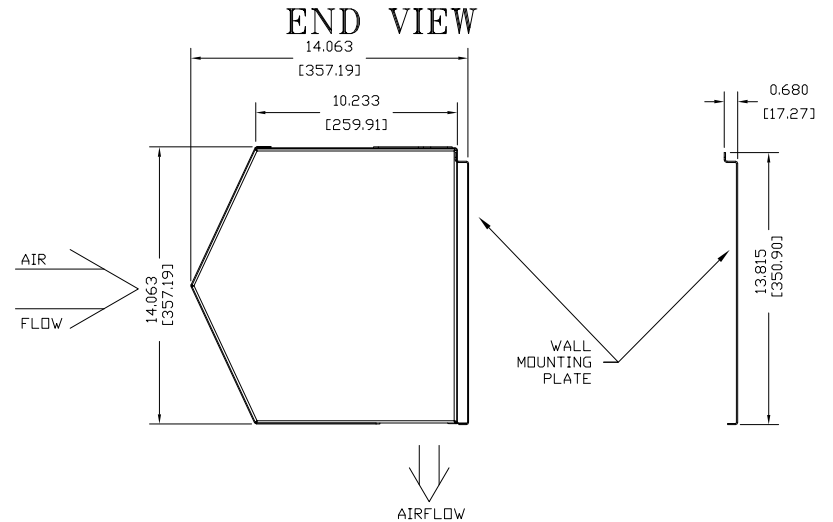
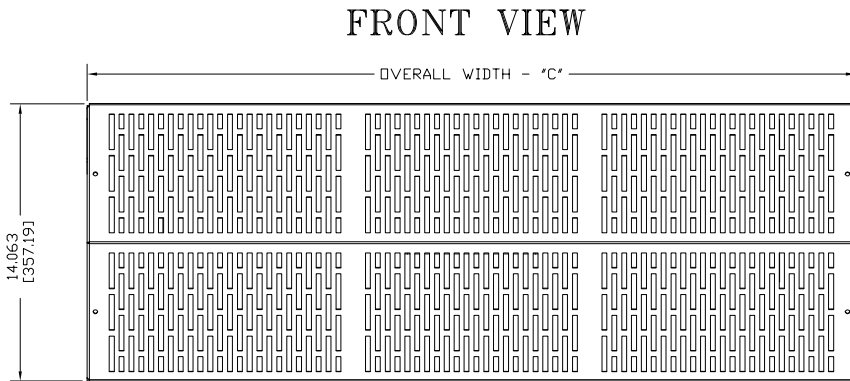
Berner reserves the right to alter specifications without prior notice.

CHC10 AMBIENT SYSTEM THREE SPEED



NOTES:

- 1 AIR CURTAIN MUST BE INSTALLED SO AIR STREAM IS NOT OBSTRUCTED WHEN DEFLECTED 20° TO EITHER SIDE OF C.
- 2 ELECTRICAL CONNECTIONS TO BE FLEXIBLE.
- 3 FIELD VERIFY DIMENSIONS.
- 4 ANCHORS TO SUPPORTING STRUCTURE BY OTHERS.
- 5 ADEQUACY OF SUPPORTING STRUCTURE IS TO BE VERIFIED BY A PROFESSIONAL STRUCTURAL ENGINEER.
- 6 LETTER "A" IN MODEL NUMBER DESIGNATES AMBIENT UNIT.
- 7 DIMENSIONS IN INCHES [CENTIMETERS].



MODEL	NOZZLE "A"	MOUNTING "B"	OVERALL "C"
CHC10-1036A	36.00 [91.44]	38.25 [97.16]	39.00 [99.06]
CHC10-1042A	42.00 [106.68]	44.25 [112.40]	45.00 [114.30]
CHC10-1048A	48.00 [121.92]	50.25 [127.64]	51.00 [129.54]
CHC10-1060A	60.00 [152.40]	62.25 [158.12]	63.00 [160.02]
CHC10-2060A	60.00 [152.40]	62.25 [158.12]	63.00 [160.02]
CHC10-2072A	72.00 [182.88]	74.25 [188.60]	75.00 [190.50]
CHC10-2084A	87.00 [220.98]	89.25 [226.70]	90.00 [228.60]
CHC10-2096A	99.00 [251.46]	101.25 [257.18]	102.00 [259.08]
CHC10-3108A	114.00 [289.56]	116.25 [295.28]	117.00 [297.18]
CHC10-3120A	116.50 [295.91]	118.75 [301.63]	119.50 [303.53]

DWG. NO.	CHC10-AMB	TITLE:	BERNER MODEL CHC10 AIR CURTAIN 3-SPEED AMBIENT SYSTEM
DATE	23SEPT14		
BY	S. Beil		BERNER INTERNATIONAL CORP. NEW CASTLE, PA.
REPLACES	-		
BY	-		