



ARCHITECTURAL LOW PROFILE 8

Hot Water Heated Air Curtain

Data Sheet

For Mounting Heights To 8' (environmental separation)

STANDARD CONSTRUCTION

- 7 1/2" high x 13 3/4" deep
- 1/5 hp motor(s) - ten speeds
- Factory installed Intelliswitch digital controller
- Clear satin anodized aluminum exterior
(Optional: Custom Color or Stainless)
- Wall & Top Mounting
- High efficiency, low noise Pro-V Nozzle
- Factory installed coil
- Optional: Filter (washable)
- Optional: Berner AIR™ (smart controller & app), includes BACnet

**2 Year
Limited
Warranty**



indoor use

MODEL	Nozzle Width (in)	Max Vel. at Nozzle (fpm)	Avg. Outlet Vel. (fpm)	Air Volume (cfm)	Outlet Vel. Uniformity	Power Rating (kW)	Motor(s) @ hp	Coil Output (MBH)	Entering / Leaving Water Temp. (°F)	Water Flow (GPM)	Fluid Pressure Drop (FT. WG.)	Air Temp. Rise (°F)	Net Wt. (lbs)
ALC08-1030W	28.00	3,100	1,777	691	89%	0.18	1 @ 1/5	18.8	180° / 167°	3.0	0.6	25°	56
ALC08-1036W	35.25	3,600	2,116	1,036	92%	0.32	1 @ 1/5	28.1	180° / 168°	5.0	1.7	25°	64
ALC08-1042W	41.25	3,000	2,115	1,212	93%	0.32	1 @ 1/5	32.8	180° / 167°	5.0	1.8	25°	72
ALC08-1048W	47.25	2,800	2,104	1,381	94%	0.32	1 @ 1/5	38.5	180° / 167°	6.0	2.6	25°	80
ALC08-1060W	59.00	3,100	2,053	1,682	95%	0.32	1 @ 1/5	46.3	180° / 163°	5.5	2.3	25°	95
ALC08-1072W	72.50	3,600	2,058	2,072	95%	0.32	1 @ 1/5	56.8	180° / 161°	6.0	2.9	25°	107
ALC08-2084W	84.25	3,000	2,072	2,424	93%	0.64	2 @ 1/5	67.3	180° / 160°	7.0	4.0	25°	134
ALC08-2096W	96.25	2,800	2,066	2,762	94%	0.64	2 @ 1/5	76.8	180° / 159°	7.5	4.8	25°	150
ALC08-2120W	119.75	3,100	2,023	3,364	95%	0.64	2 @ 1/5	95.6	180° / 158°	9.0	7.3	26°	178

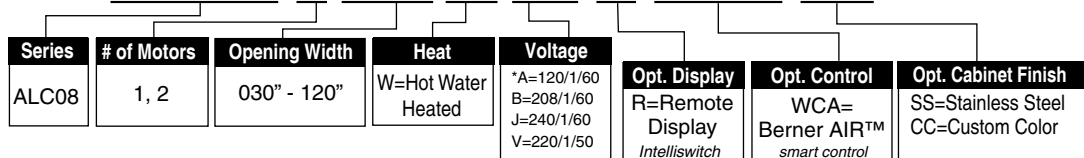
NOTES:

1. Operation at 50 Hz will generate approximately a 17% reduction in performance.
2. Performance data based on unheated units.
3. Coil performance based on 65°F entering air temperature.
4. Standard connection same end supply/return.
5. Coil should be field supplied with a solenoid valve that energizes only when air curtain is energized. Consideration must be taken for freeze protection when necessary.
6. Maximum leaving air temperature shall not exceed 120°F.
7. Consult factory for alternate entering air & water temperatures, GPM's, or vertically mounted units.

See sheet EP-206 for amp draws/total load requirements.

MODEL NUMBER CONFIGURATION

ALC08-1 030 W A -R-WCA-SS



*Suitable for 50hz for Standard offering, leave options (Opt.) blank

Sound level measured 10' (3m) from the unit in free field:
1 motor: Min./Max. Speed: 52/54 dBA
2 motors: Min./Max. Speed: 55/57 dBA

Berner reserves the right to alter specifications without prior notice.

www.berner.com **Berner International** 800.245.4455
111 Progress Ave. / New Castle / PA / 16101 / USA

DS-206
December, 2020



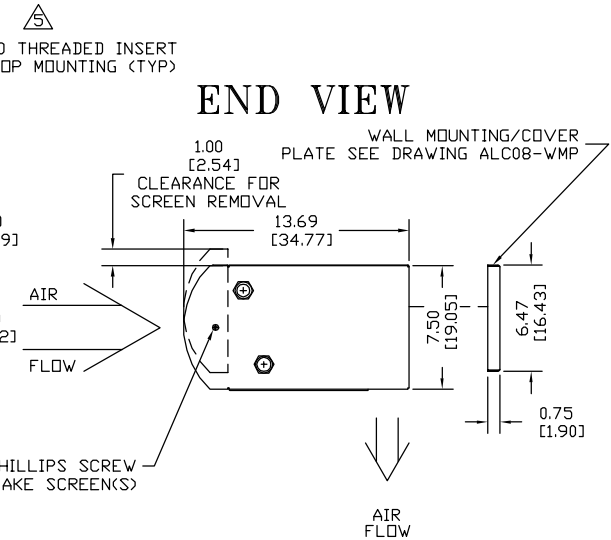
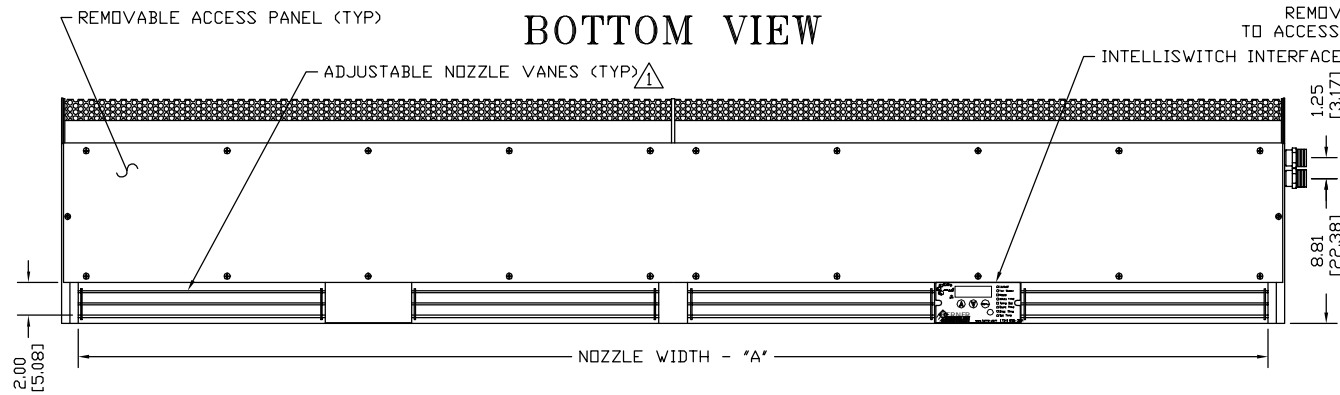
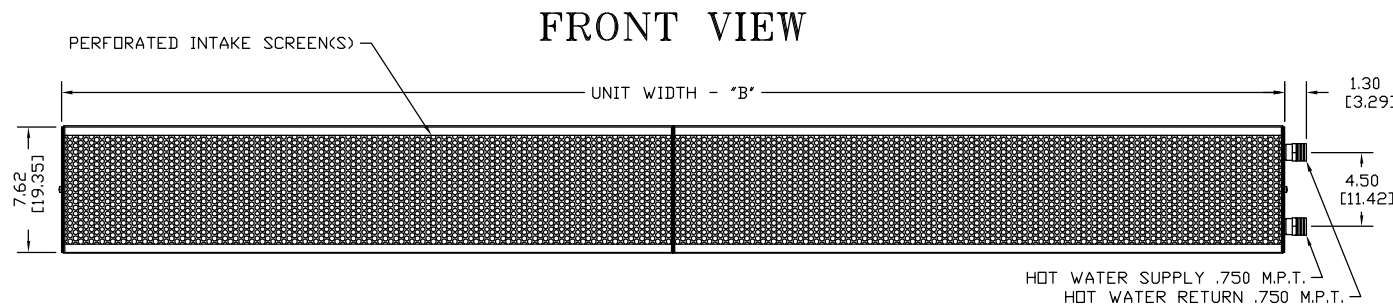
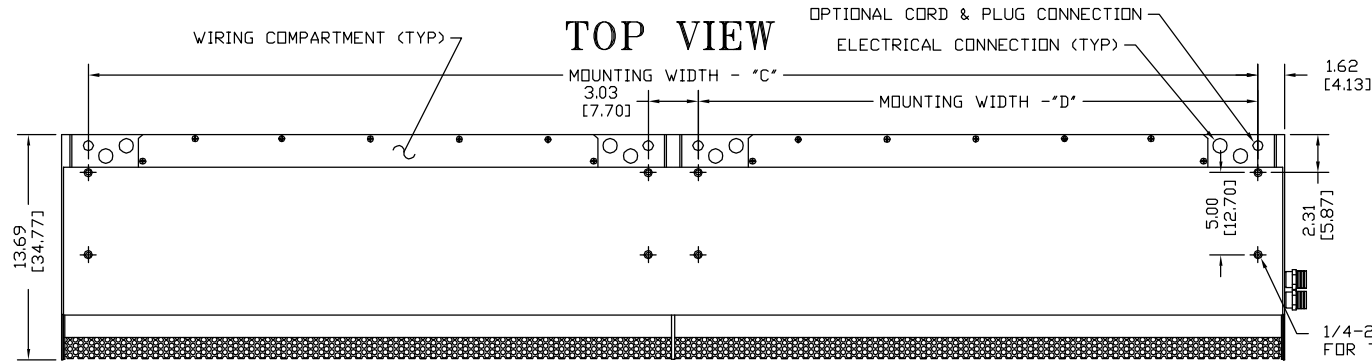
ARCHITECTURAL LOW PROFILE 8

Hot Water Heated Air Curtain Electrical Performance Sheet

MODEL	120/1/60 (voltage code A) MOTOR AMP DRAW = 3.4 each			208/1/60 (voltage code B) MOTOR AMP DRAW = 1.7 each			240/1/60 (voltage code J) or 220/1/50 (voltage code V) MOTOR AMP DRAW = 1.7 each		
	# CKTS	AMPS PER CIRCUIT	BREAKER RATING PER CIRCUIT	# CKTS	AMPS PER CIRCUIT	BREAKER RATING PER CIRCUIT	# CKTS	AMPS PER CIRCUIT	BREAKER RATING PER CIRCUIT
ALC08-1030W ALC08-1036W ALC08-1042W ALC08-1048W ALC08-1060W ALC08-1072W	1	3.4	15	1	1.7	15	1	1.7	15
ALC08-2084W ALC08-2096W ALC08-2120W	1	6.8	15	1	3.4	15	1	3.4	15

Berner reserves the right to alter specifications without prior notice.

ALC08 HOT WATER HEATED



NOTES:

- ① AIR CURTAIN MUST BE INSTALLED SO AIR STREAM IS NOT OBSTRUCTED WHEN DEFLECTED 20° TO EITHER SIDE OF C.
- ② ELECTRICAL CONNECTIONS TO BE FLEXIBLE.
- ③ FIELD VERIFY DIMENSIONS.
- ④ ANCHORS TO SUPPORTING STRUCTURE BY OTHERS.
- ⑤ ADEQUACY OF SUPPORTING STRUCTURE IS TO BE VERIFIED BY A PROFESSIONAL STRUCTURAL ENGINEER.
- ⑥ LETTER "W" IN MODEL NUMBER DESIGNATES HOT WATER HEATED UNIT.
- △ DIMENSIONS IN INCHES (CENTIMETERS).

MODEL △	NOZZLE WIDTH "A"	UNIT WIDTH "B"	MOUNTING WIDTH "C"	MOUNTING WIDTH "D"
ALC08-1030W	28.00 [71.12]	30.00 [76.20]	26.75 [67.95]	-
ALC08-1036W	35.25 [89.54]	37.25 [94.62]	34.00 [86.36]	-
ALC08-1042W	41.25 [104.78]	43.25 [109.86]	40.00 [101.60]	-
ALC08-1048W	47.25 [120.02]	49.25 [125.10]	46.00 [116.84]	-
ALC08-1060W	59.00 [149.86]	61.00 [154.94]	57.75 [146.69]	-
ALC08-1072W	72.25 [183.59]	74.25 [188.60]	71.00 [180.34]	-
ALC08-2084W	84.25 [213.00]	86.25 [219.08]	83.00 [210.82]	40.00 [101.60]
ALC08-2096W	96.25 [244.48]	98.25 [249.56]	95.00 [241.30]	46.00 [116.84]
ALC08-2120W	119.75 [304.17]	121.75 [309.25]	118.50 [300.99]	57.75 [146.69]

PROJECT		
LOCATION		
ARCHITECT		
ENGINEER		
DWG. NO.	ALC08-WTR	TITLE: BERNER
DATE	28MAR2016	MODEL ALC08 AIR CURTAIN
BY	S. Beil	HOT WATER HEATED SYSTEM
REPLACES	21MAY14	
BY	S. Beil	BERNER INTERNATIONAL CORP. NEW CASTLE, PA.