


THE BERNER ARCHITECTURAL COLLECTION

Air curtains as smart as they are beautiful

- Quiet
- Technologically advanced
- High performing

Meets the Vestibule Exception in ASHRAE 90.1



800-245-4455
Berner.com
MADE IN USA

When the door is open, THE BERNER ARCHITECTURAL COLLECTION



The Architectural Collection
High performance air curtains
for the main entrance.


- Quiet
- Technologically advanced
- Beautifully designed

AMCA Certified



ARCHITECTURAL ELITE 8 & 10


Beautifully designed



indoor use
c UL US

ARCHITECTURAL CONTOUR 8 & 10

Discreet



indoor use
c UL US

ARCHITECTURAL ICON 8 & 10

Classic design



indoor use
c UL US

ARCHITECTURAL RECESSED 12 & 16


Mounts flush with the ceiling



indoor use
c UL US

◆ STANDARD ♣ OPTIONAL --- NOT AVAILABLE

FEATURES	PRICE \$\$\$		PRICE \$\$		PRICE \$		PRICE \$	
	ARCHITECTURAL ELITE 8	ARCHITECTURAL ELITE 10	ARCHITECTURAL CONTOUR 8	ARCHITECTURAL CONTOUR 10	ARCHITECTURAL ICON 8	ARCHITECTURAL ICON 10	ARCHITECTURAL RECESSED 12	ARCHITECTURAL RECESSED 16
Cabinet Height x Depth	11" x 23"	14½" x 28¼"	8¼" x 20"	12¾" x 25¾"	8¼" x 16"	12¾" x 22"	15" x 26"	15" x 26"
Max. Recommended Mounting Height	8'	10'	8'	10'	8'	10'	12'	16'
Factory installed Intelliswitch™ digital controller with touchscreen display	◆		◆		◆		◆	
Berner AIR® BASIC (smart control & app)	◆		◆		◆		◆	
Berner AIR® BMS: BACnet & Modbus full integration capabilities	◆		♣		♣		♣	
Fan Speed	10		10		10		10	2
EC Motor	◆		♣		♣		---	
AC Motor	---		◆		◆		◆	
High efficiency, low noise, articulating Pro-V Nozzle	◆		◆		◆		---	
High efficiency, low noise, Pro-V Nozzle	---		---		---		◆	
Filter (washable)	◆		◆		◆		◆	
Optional Exterior Finishes & Custom Colors	◆		◆		◆		◆	
Electric & Hot Water Heat	◆		◆		◆		◆	
Steam Heat	---		---		◆		◆	



ARCHITECTURAL REVOLVAIR® Air Curtains for Revolving Doors

Keeps the lobby comfortable and further reduces the building's overall energy usage.



ARCHITECTURAL AIR ENTRANCE SYSTEM Re-Circulating Air Curtain

Retailers hide these in their primary entrances to create a thick wall of air that conserves energy and assists with climate control when the flow of foot traffic means that the door never closes.

Berner.com
111 Progress Ave.
New Castle, PA
16101

800-245-4455
724-658-3551

