



INDUSTRIAL BELT DRIVE 16

Direct Gas Heated Air Curtain 40° Temp. Rise

Data Sheet

For Door Heights To 16' (environmental separation)

STANDARD CONSTRUCTION

- Single speed T.E.F.C. motor - belt drive
- Gray powder coated exterior (Optional: Custom Color or Stainless)
- Split cabinet construction for fan assembly removal
- Removable access panels
- Top Mounting only
- Front air intake (Optional: top)
- Motor location top right (Optional: top left, front left or front right)

- Factory mounted duct transition with bottom access panels
- Factory mounted modulating direct fired heater with FM/IRI gas train
 - Factory mounted wired heater control panel
 - Steel cabinet with gray finish
 - Spark ignited intermittent pilot

**2 Year
Limited
Warranty**



MODEL	Nozzle Width (in)	Max Vel. at Nozzle (fpm)	Avg. Outlet Vel. (fpm)	Air Volume (cfm)	Outlet Vel. Uniformity	Power Rating (kW)	Motor @ HP	Heater Output (MBH)	Gas Train Size	Max Air Temp. Rise (°F)	Net Wt. Air Curtain (lbs)	Net Wt. Duct Trans. (lbs)	Net Wt. Burner Box (lbs)
IBC16-1060D	60.00	5,145	3,302	5,359	85%	2.80	1 @ 3	232.7	3/4"	40°	425	82	220
IBC16-1072D	72.00	5,005	2,944	6,256	91%	2.90	1 @ 3	272.2	3/4"	40°	471	97	220
IBC16-1084D	84.00	4,644	2,732	6,772	89%	3.00	1 @ 3	293.9	3/4"	40°	517	112	220
IBC16-1096D	96.00	5,352	3,148	8,920	87%	4.10	1 @ 5	387.6	3/4"	40°	623	121	260
IBC16-1108D	108.00	5,236	3,080	9,817	86%	4.20	1 @ 5	426.0	3/4"	40°	749	136	260
IBC16-1120D	117.00	6,012	3,627	12,526	87%	4.80	1 @ 7.5	544.4	3/4"	40°	789	136	340
IBC16-1132D	132.00	5,602	3,296	12,839	86%	4.90	1 @ 7.5	557.2	3/4"	40°	846	154	340
IBC16-1144D	144.00	5,225	3,074	13,062	85%	5.40	1 @ 7.5	567.1	3/4"	40°	892	169	340
IBC16-1156D	156.00	4,943	2,908	13,388	84%	5.50	1 @ 7.5	581.9	3/4"	40°	948	178	380
IBC16-1168D	168.00	5,203	3,061	15,176	89%	7.00	1 @ 7.5	658.8	3/4"	40°	1,059	193	380
IBC16-1180D	180.00	5,143	3,026	16,073	87%	7.10	1 @ 7.5	698.2	3/4"	40°	1,130	202	420
IBC16-1192D	192.00	5,352	3,148	17,840	87%	8.20	1 @ 10	774.2	3/4"	40°	1,201	217	420

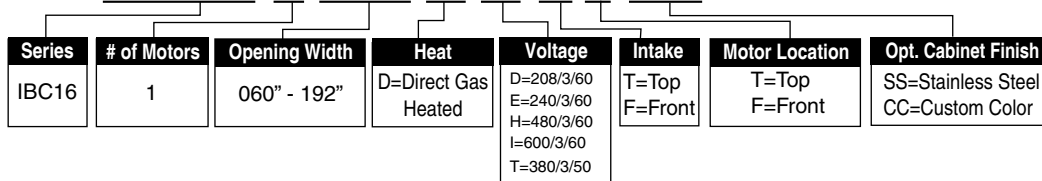
NOTES:

1. Operation at 50 Hz will generate approximately a 17% reduction in performance. Consult factory for gas heater sizing.
2. Performance data based on AMCA licensed data from unheated units.
3. Gas supply pressure: (Min 1.0 psi or 27 inch wc) to (Max 5.0 psi or 138 inch wc)
4. If incoming supply psi is greater than 5 psi, primary reducing regulator required and sized for incoming psi down to 5 psi.
5. Maximum leaving air temperature shall not exceed 120°F.
6. CAUTION: Direct Gas Heaters are not intended for use in high humidity applications.
7. Duct transition and direct fired gas heater are factory mounted to air curtain and each require individual support.

See sheet EP-439 for amp draws/total load requirements.

MODEL NUMBER CONFIGURATION

IBC16-1 060 D D-F T-SS



Sound level measured 10' (3m) from the unit in free field:
3, 5, 7½ & 10 hp motor(s):
68 dBA, 70 dBA, 72 dBA & 73 dBA

Berner reserves the right to alter specifications without prior notice.



INDUSTRIAL BELT DRIVE 16

Direct Gas Heated Air Curtain Electrical Performance Sheet

MODEL	Qty @ HP	# CKTS	208/3/60 (voltage code D) TOTAL MOTOR AMP DRAW		# CKTS	240/3/60 (voltage code E) TOTAL MOTOR AMP DRAW		# CKTS	480/3/60 (voltage code H) TOTAL MOTOR AMP DRAW	
			AMPS PER CIRCUIT	BREAKER RATING PER CIRCUIT		AMPS PER CIRCUIT	BREAKER RATING PER CIRCUIT		AMPS PER CIRCUIT	BREAKER RATING PER CIRCUIT
IBC16-1060D IBC16-1072D IBC16-1084D	1 @ 3	1	12.0	15	1	10.9	15	1	5.5	15
IBC16-1096D IBC16-1108D	1 @ 5	1	17.2	30	1	15.4	30	1	7.8	15
IBC16-1120D IBC16-1132D IBC16-1144D IBC16-1156D IBC16-1168D IBC16-1180D	1 @ 7.5	1	23.6	50	1	21.3	45	1	10.7	25
IBC16-1192D	1 @ 10	1	30.1	60	1	27.0	60	1	13.6	30

MODEL	Qty @ HP	# CKTS	600/3/60 (voltage code I) TOTAL MOTOR AMP DRAW		# CKTS	380/3/50 (voltage code T) TOTAL MOTOR AMP DRAW	
			AMPS PER CIRCUIT	BREAKER RATING PER CIRCUIT		AMPS PER CIRCUIT	BREAKER RATING PER CIRCUIT
IBC16-1060D IBC16-1072D IBC16-1084D	1 @ 3	1	4.5	15	1	5.9	15
IBC16-1096D IBC16-1108D	1 @ 5	1	6.4	15	1	6.4	15
IBC16-1120D IBC16-1132D IBC16-1144D IBC16-1156D IBC16-1168D IBC16-1180D	1 @ 7.5	1	8.5	15	1	11.1	25
IBC16-1192D	1 @ 10	1	10.9	20	1	14.0	30

* Includes 750VA transformer load for gas fired burner panel.

Berner reserves the right to alter specifications without prior notice.

www.berner.com Berner International 800.245-4455
111 Progress Ave. / New Castle / PA / 16101 / USA

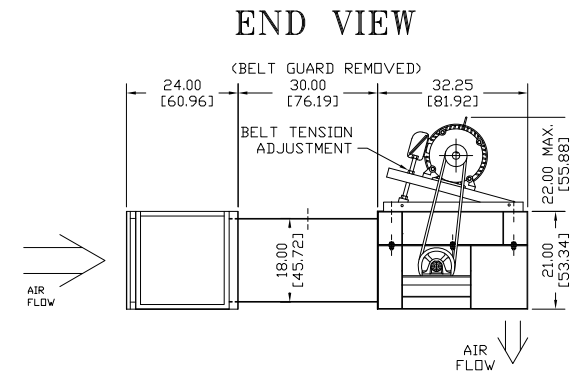
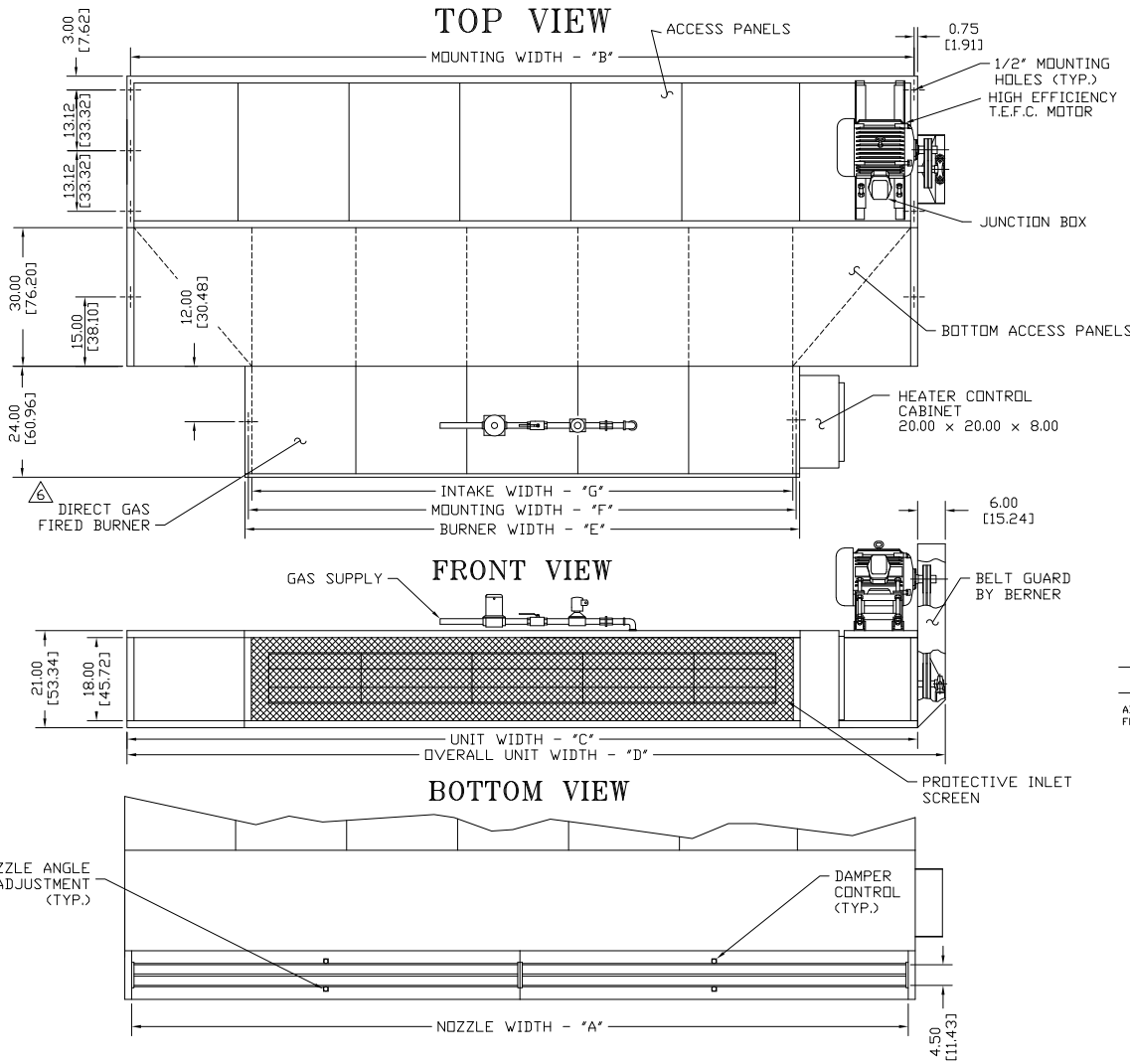
EP-439
December, 2018

IBC16

DIRECT GAS FIRED ONE HEATER SYSTEM FRONT INTAKE TOP MOTOR MOUNT

CAUTION:

HEATER IS EQUIPPED FOR A MAXIMUM GAS SUPPLY PRESSURE OF 1# TO 5#.



NOTES:

- ⚠️ AIR CURTAIN MUST BE INSTALLED SO AIR STREAM IS NOT OBSTRUCTED WHEN DEFLECTED 20° TO EITHER SIDE OF ζ
- ⚠️ ELECTRICAL CONNECTIONS TO BE FLEXIBLE.
- ⚠️ FIELD VERIFY DIMENSIONS.
- ⚠️ ANCHORS TO SUPPORTING STRUCTURE BY OTHERS.
- ⚠️ ADEQUACY OF SUPPORTING STRUCTURE IS TO BE VERIFIED BY A PROFESSIONAL STRUCTURAL ENGINEER.
- ⚠️ LETTER 'D' IN MODEL NUMBER DESIGNATES, DIRECT GAS HEATED UNIT. 'F' DESIGNATES FRONT INTAKE, 'T' IS TOP MOTOR.
- ⚠️ SUPPORT DIRECT GAS HEATERS SEPARATELY FROM UNIT.
- ⚠️ DIMENSIONS IN INCHES (CENTIMETERS).

MODEL	NOZZLE WIDTH 'A'	MOUNTING WIDTH 'B'	UNIT WIDTH 'C'	OVERALL WIDTH 'D'	BURNER WIDTH 'E'	MOUNTING WIDTH 'F'	INTAKE WIDTH 'G'
IBC16-1060D-FT	60.00 [152.40]	61.50 [156.21]	63.00 [160.02]	69.00 [175.26]	39.00 [99.06]	37.50 [95.25]	36.00 [91.44]
IBC16-1072D-FT	72.00 [182.88]	73.50 [186.69]	75.00 [190.50]	81.00 [205.74]	39.00 [99.06]	37.50 [95.25]	36.00 [91.44]
IBC16-1084D-FT	84.00 [213.36]	85.50 [217.17]	87.00 [220.98]	93.00 [236.22]	39.00 [99.06]	37.50 [95.25]	36.00 [91.44]
IBC16-1096D-FT	96.00 [243.84]	97.50 [247.65]	99.00 [251.46]	105.00 [266.70]	51.00 [129.54]	49.50 [125.73]	48.00 [121.92]
IBC16-1108D-FT	108.00 [274.32]	109.50 [278.13]	111.00 [281.94]	117.00 [297.18]	51.00 [129.54]	49.50 [125.73]	48.00 [121.92]
IBC16-1120D-FT	117.00 [297.18]	118.50 [300.99]	120.00 [304.80]	126.00 [320.04]	75.00 [190.50]	73.50 [186.69]	72.00 [182.88]
IBC16-1132D-FT	132.00 [335.28]	133.50 [339.09]	135.00 [342.90]	141.00 [358.14]	75.00 [190.50]	73.50 [186.69]	72.00 [182.88]
IBC16-1144D-FT	144.00 [365.76]	145.50 [369.57]	147.00 [373.38]	153.00 [388.62]	75.00 [190.50]	73.50 [186.69]	72.00 [182.88]
IBC16-1156D-FT	156.00 [396.24]	157.50 [400.05]	159.00 [403.86]	165.00 [419.10]	87.00 [220.98]	85.50 [217.17]	84.00 [213.36]
IBC16-1168D-FT	168.00 [426.72]	169.50 [430.53]	171.00 [434.34]	177.00 [449.58]	87.00 [220.98]	85.50 [217.17]	84.00 [213.36]
IBC16-1180D-FT	180.00 [457.20]	181.50 [461.01]	183.00 [464.82]	189.00 [480.06]	99.00 [251.46]	97.50 [247.65]	96.00 [243.84]
IBC16-1192D-FT	192.00 [487.68]	193.50 [491.49]	195.00 [495.30]	201.00 [510.54]	99.00 [251.46]	97.50 [247.65]	96.00 [243.84]

PROJECT		
LOCATION		
ARCHITECT		
ENGINEER		
DWG. NO.	IBC16-DGF1-A	TITLE: BERNER
DATE	04APR2021	MODEL IBC16 AIR CURTAIN
BY	N. GRADY	DIRECT GAS FIRED - ONE HEATER SYSTEM
REPLACES	03DEC19	
BY	N. GRADY	BERNER INTERNATIONAL CORP. NEW CASTLE, PA.