



INDUSTRIAL BELT DRIVE 30

Direct Gas Heated Air Curtain 40° Temp. Rise

Data Sheet

For Door Heights To 30' (environmental separation)

STANDARD CONSTRUCTION

- Single speed T.E.F.C. motor - belt drive
- Gray powder coated exterior (Optional: Custom Color or Stainless)
- Split cabinet construction for fan assembly removal
- Removable access panels
- Top Mounting only
- Front air intake (Optional: top)
- Motor location top right (Optional: top left, front left or front right)

- Factory mounted duct transition with bottom access panels
- Factory mounted modulating direct fired heater with FM/IRI gas train
 - Factory mounted wired heater control panel
 - Steel cabinet with gray finish
 - Spark ignited intermittent pilot

**2 Year
Limited
Warranty**



MODEL	Nozzle Width (in)	Max Vel. at Nozzle (fpm)	Avg. Outlet Vel. (fpm)	Air Volume (cfm)	Outlet Vel. Uniformity	Power Rating (kW)	Motor @ HP	Heater Output (MBH)	Gas Train Size	Air Temp. Rise (°F)	Net Wt. Air Curtain (lbs)	Net Wt. Duct Trans. (lbs)	Net Wt. Burner Box (lbs)
IBC30-1096D	96.00	7,590	3,800	20,240	79%	15.90	1 @ 15	878.7	1"	40°	960	104	440
IBC30-1108D	108.00	6,429	3,215	19,287	86%	14.60	1 @ 15	837.3	1"	40°	1,000	119	440
IBC30-1120D	116.00	7,395	3,800	24,650	89%	20.80	1 @ 20	1,070.0	1"	40°	1,050	129	440
IBC30-1132D	132.00	6,868	3,434	25,183	87%	20.40	1 @ 20	1,093.7	1"	40°	1,150	149	440
IBC30-1144D	144.00	6,429	3,215	25,716	86%	19.50	1 @ 20	1,116.4	1"	40°	1,250	163	440
IBC30-1156D	156.00	5,996	2,998	25,983	85%	20.80	1 @ 20	1,128.2	1"	40°	1,350	178	440
IBC30-1168D	168.00	7,330	3,665	34,206	86%	26.40	1 @ 25	1,485.2	1 1/4"	40°	1,450	177	560
IBC30-1180D	180.00	6,948	3,474	34,739	85%	26.60	1 @ 25	1,507.9	1 1/4"	40°	1,550	192	560
IBC30-1192D	192.00	7,590	3,800	40,480	79%	31.80	1 @ 30	1,757.4	1 1/4"	40°	1,650	207	560

NOTES:

1. Operation at 50 Hz will generate approximately a 17% reduction in performance. Consult factory for gas heater sizing.
2. Performance data based on AMCA licensed data from unheated units.
3. Gas supply pressure: (Min 1.0 psi or 27 inch wc) to (Max 5.0 psi or 138 inch wc)
4. If incoming supply psi is greater than 5 psi, primary reducing regulator required and sized for incoming psi down to 5 psi.
5. Maximum leaving air temperature shall not exceed 120°F.
6. CAUTION: Direct Gas Heaters are not intended for use in high humidity applications.
7. Duct transition and direct fired gas heater are factory mounted to air curtain and each require individual support.
8. Gas train size is not the main gas supply line size.
9. Vertically mounted direct gas heated air curtain not available.

See sheet EP-469 for amp draws/total load requirements.

MODEL NUMBER CONFIGURATION

IBC30-1 096 D D-F-T-SS

Series	# of Motors	Opening Width	Heat	Voltage	Intake	Motor Location	Opt. Cabinet Finish
IBC30	1	096" - 192"	D=Direct Gas Heated	D=208/3/60 E=240/3/60 H=480/3/60 I=600/3/60 T=380/3/50	T=Top F=Front	T=Top F=Front	SS=Stainless Steel CC=Custom Color

Sound level measured 10' (3m) from the unit in free field:
15, 20, 25 & 30 hp motor(s):
85 dBA, 86 dBA, 87 dBA & 88 dBA

Berner reserves the right to alter specifications without prior notice.

www.berner.com Berner International 800.245.4455
111 Progress Ave. / New Castle / PA / 16101 / USA

DS-469A
June, 2023



INDUSTRIAL BELT DRIVE 30

Direct Gas Heated Air Curtain Electrical Performance Sheet

MODEL	Qty @ HP	208/3/60 (voltage code D) TOTAL MOTOR AMP DRAW			240/3/60 (voltage code E) TOTAL MOTOR AMP DRAW			480/3/60 (voltage code H) TOTAL MOTOR AMP DRAW		
		# CKTS	AMPS PER CIRCUIT	BREAKER RATING PER CIRCUIT	# CKTS	AMPS PER CIRCUIT	BREAKER RATING PER CIRCUIT	# CKTS	AMPS PER CIRCUIT	BREAKER RATING PER CIRCUIT
IBC30-1096D IBC30-1108D	1 @ 15	1	43.6	90	1	40.1	80	1	20.0	40
IBC30-1120D IBC30-1132D IBC30-1144D IBC30-1156D	1 @ 20	1	57.0	125	1	50.1	100	1	25.3	50
IBC30-1168D IBC30-1180D	1 @ 25	1	68.6	150	1	62.1	125	1	30.9	60
IBC30-1192D	1 @ 30	1	81.6	175	1	73.0	150	1	36.6	75

MODEL	Qty @ HP	600/3/60 (voltage code I) TOTAL MOTOR AMP DRAW			380/3/50 (voltage code T) TOTAL MOTOR AMP DRAW		
		# CKTS	AMPS PER CIRCUIT	BREAKER RATING PER CIRCUIT	# CKTS	AMPS PER CIRCUIT	BREAKER RATING PER CIRCUIT
IBC30-1096D IBC30-1108D	1 @ 15	1	15.9	30	1	25.0	40
IBC30-1120D IBC30-1132D IBC30-1144D IBC30-1156D	1 @ 20	1	20.3	40	1	33.6	50
IBC30-1168D IBC30-1180D	1 @ 25	1	24.7	50	1	42.2	60
IBC30-1192D	1 @ 30	1	29.4	60	1	50.6	75

* Includes 750VA transformer load for gas fired burner panel.

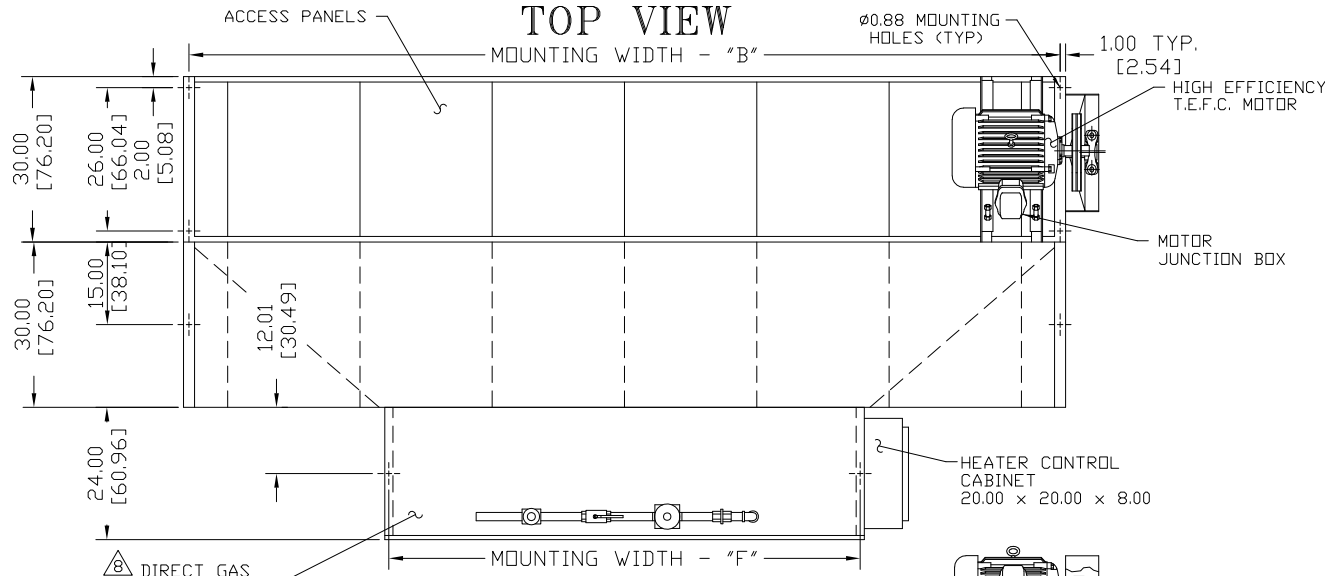
Berner reserves the right to alter specifications without prior notice.

www.berner.com Berner International 800.245-4455
111 Progress Ave. / New Castle / PA / 16101 / USA

EP-469
December, 2018

IBC30

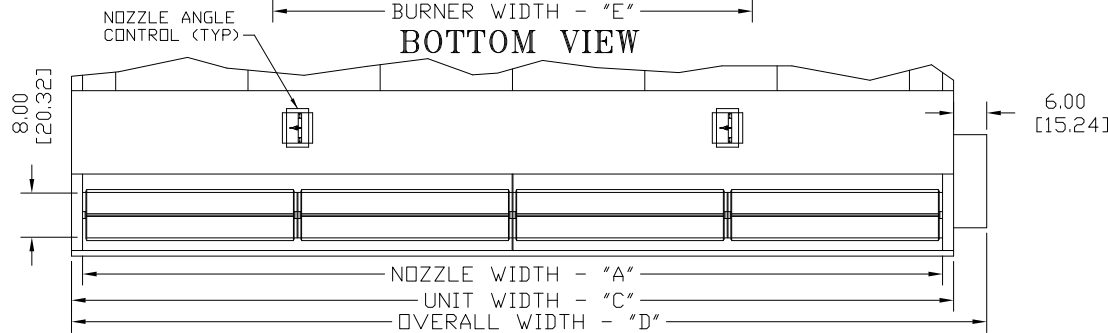
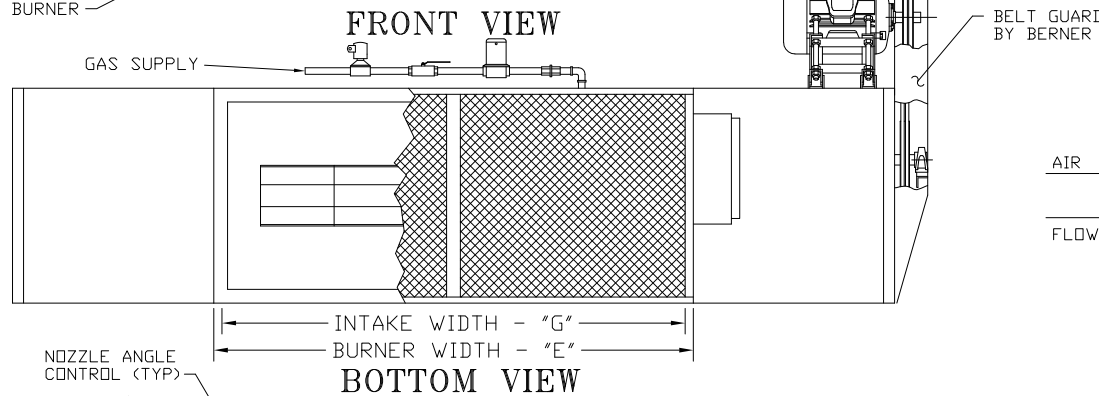
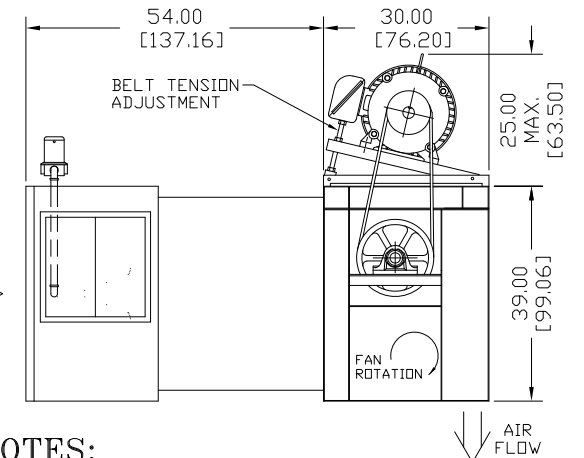
DIRECT GAS FIRED ONE HEATER SYSTEM FRONT INTAKE TOP MOTOR MOUNT



CAUTION:

HEATER IS EQUIPPED FOR A MAXIMUM GAS SUPPLY PRESSURE OF 1# TO 5#.

END VIEW (BELT GUARD REMOVED)



NOTES:

- 1 AIR CURTAIN MUST BE INSTALLED SO AIR STREAM IS NOT OBSTRUCTED WHEN DEFLECTED 20° TO EITHER SIDE OF \bar{C} .
- 2 ELECTRICAL CONNECTIONS TO BE FLEXIBLE.
- 3 FIELD VERIFY DIMENSIONS.
- 4 ANCHORS TO SUPPORTING STRUCTURE BY OTHERS.
- 5 ADEQUACY OF SUPPORTING STRUCTURE IS TO BE VERIFIED BY A PROFESSIONAL STRUCTURAL ENGINEER.
- 6 LETTER "D" IN MODEL NUMBER DESIGNATES, DIRECT GAS HEATED UNIT. "F" DESIGNATES FRONT INTAKE, "T" IS TOP MOTOR.
- 7 OPTIONAL CONTROL PANEL AVAILABLE: LEFT HAND MOUNT, RIGHT HAND MOUNT, OR REMOTE. PLEASE SPECIFY.
- 8 SUPPORT DIRECT GAS HEATERS SEPARATELY FROM UNIT.
- 9 DIMENSIONS IN INCHES [CENTIMETERS].

MODEL	NOZZLE WIDTH "A"	MOUNTING WIDTH "B"	UNIT WIDTH "C"	OVERALL WIDTH "D"	BURNER WIDTH "E"	MOUNTING WIDTH "F"	INTAKE WIDTH "G"
IBC30-1096D-FT	96.00 [243.84]	98.00 [248.92]	100.00 [254.00]	106.00 [269.24]	87.00 [220.98]	85.50 [217.17]	84.00 [213.36]
IBC30-1108D-FT	108.00 [274.32]	110.00 [279.40]	112.00 [284.48]	118.00 [299.72]	87.00 [220.98]	85.50 [217.17]	84.00 [213.36]
IBC30-1120D-FT	116.00 [294.64]	118.00 [299.72]	120.00 [304.80]	126.00 [320.04]	87.00 [220.98]	85.50 [217.17]	84.00 [213.36]
IBC30-1132D-FT	132.00 [335.28]	134.00 [340.36]	136.00 [345.44]	142.00 [360.68]	87.00 [220.98]	85.50 [217.17]	84.00 [213.36]
IBC30-1144D-FT	144.00 [365.76]	146.00 [370.84]	148.00 [375.92]	154.00 [391.16]	87.00 [220.98]	85.50 [217.17]	84.00 [213.36]
IBC30-1156D-FT	156.00 [396.24]	158.00 [401.32]	160.00 [406.40]	166.00 [421.64]	87.00 [220.98]	85.50 [217.17]	84.00 [213.36]
IBC30-1168D-FT	168.00 [426.72]	170.00 [431.80]	172.00 [436.88]	178.00 [452.12]	120.00 [304.80]	118.50 [300.99]	117.00 [297.18]
IBC30-1180D-FT	180.00 [457.20]	182.00 [462.28]	184.00 [467.36]	190.00 [482.60]	120.00 [304.80]	118.50 [300.99]	117.00 [297.18]
IBC30-1192D-FT	192.00 [487.68]	194.00 [492.76]	196.00 [497.84]	202.00 [513.08]	120.00 [304.80]	118.50 [300.99]	117.00 [297.18]

PROJECT		TITLE: BERNER
LOCATION		MODEL IBC30 AIR CURTAIN
ARCHITECT		DIRECT GAS FIRED - ONE HEATER SYSTEM
ENGINEER		
DWG. NO.	IBC30-DGF1-B	
DATE	13JUN2023	
BY	S. Beil	
REPLACES	03DEC19	
BY	N. GRADY	BERNER INTERNATIONAL CORP. NEW CASTLE, PA.